



上品綜合工業股份有限公司

ALLIED SUPREME CORP.

股票代碼：4770

2023年第三季法人說明會

Sep 1st, 2023

*We are the company which can offer you
complete solution in Fluoropolymer*

<https://www.alliedsupreme.com/>

免責聲明



本簡報及同時發佈之預測性資訊，皆基於當前情況之預期以及對未來事件的預測，未來若有任何變更或調整時，本公司並不負責隨時提醒或更新。

預測性資訊依然受未知的風險、不確定因素以及其他因素之影響，故本公司未來實際所發生的營運結果、財務狀況，業務展望以及營運擴張，可能與預測性資訊有所差異。

簡報目錄 Contents



1. 經營績效 (Operation Performance)

劉彥志財務長

2. 營運展望 (Business Outlook)

李遠忠執行長

3. 交流問答 (Q & A)

01

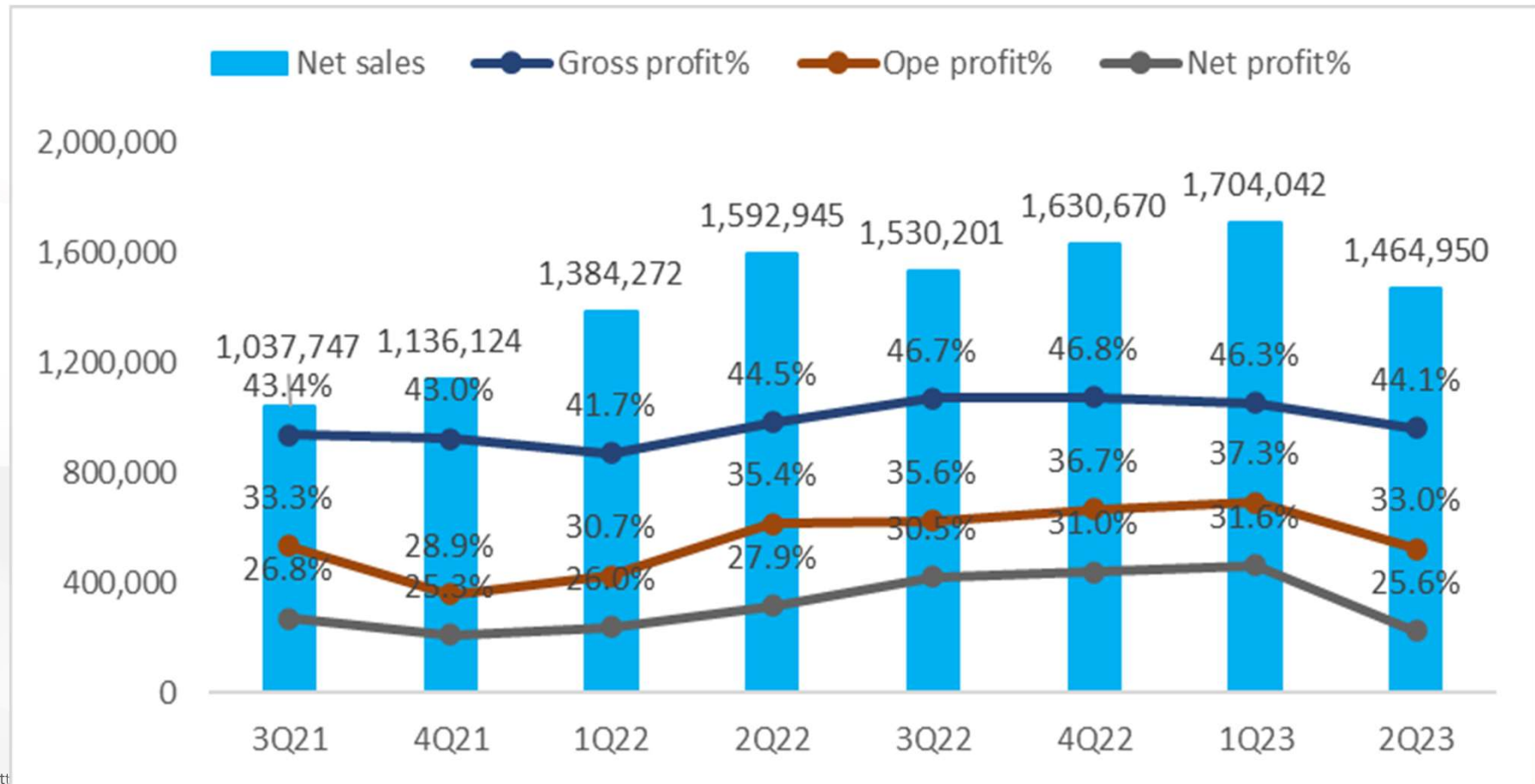
經營績效

Quarterly Consolidated Income Statement

In NT\$ thousands  **ASC**

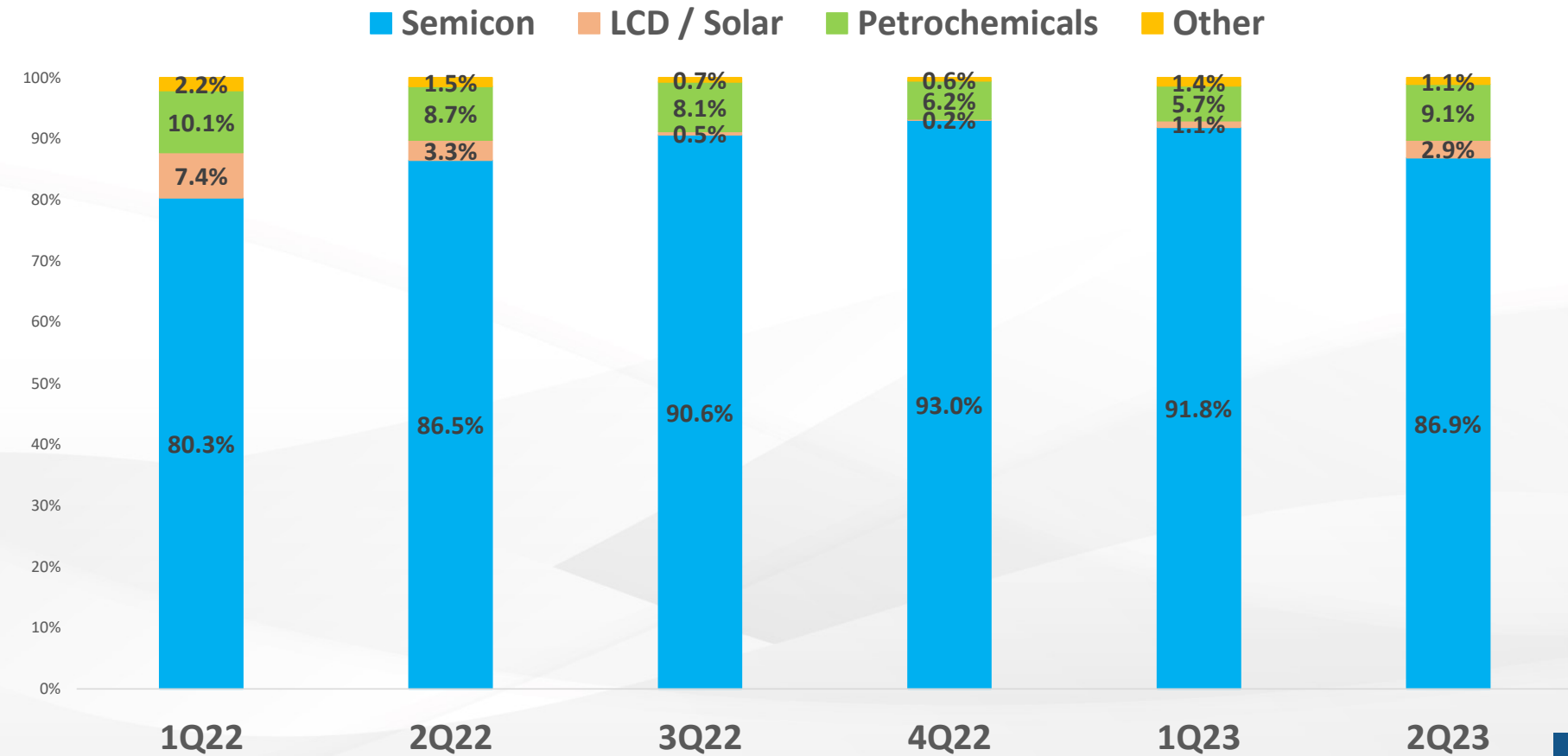
(In NT\$ thousands)	1H23	2Q23	1Q23	QoQ	2Q22	YoY
Net sales	3,168,992	1,464,950	1,704,042	-14.0%	1,592,945	-8.0%
Gross profit	1,434,836	645,562	789,274	-18.2%	709,429	-9.0%
Operating exp.	315,876	161,462	154,414	4.6%	145,601	10.9%
Operating profit	1,118,960	484,100	634,860	-23.7%	563,828	-14.1%
Non-ope items	26,866	9,461	17,405	-45.6%	(1,155)	-919.1%
Pre-tax profit	1,145,826	493,561	652,265	-24.3%	562,673	-12.3%
Tax exp.	231,968	117,920	114,048	3.4%	118,500	-0.5%
Net profit	913,858	375,641	538,217	-30.2%	444,173	-15.4%
EPS	11.56	4.75	6.81	- 2.06	5.66	- 0.90
Margins %	1H23	2Q23	1Q23	QoQ	2Q22	YoY
Gross profit	45.3%	44.1%	46.3%	-2.3%	44.5%	-0.5%
Ope exp.	10.0%	11.0%	9.1%	2.0%	9.1%	1.9%
Ope profit	35.3%	33.0%	37.3%	-4.2%	35.4%	-2.3%
Pre-tax profit	36.2%	33.7%	38.3%	-4.6%	35.3%	-1.6%
Tax exp.	7.3%	8.0%	6.7%	1.4%	7.4%	0.6%
Net Profit	28.8%	25.6%	31.6%	-5.9%	27.9%	-2.2%

Quarterly Sales revenue



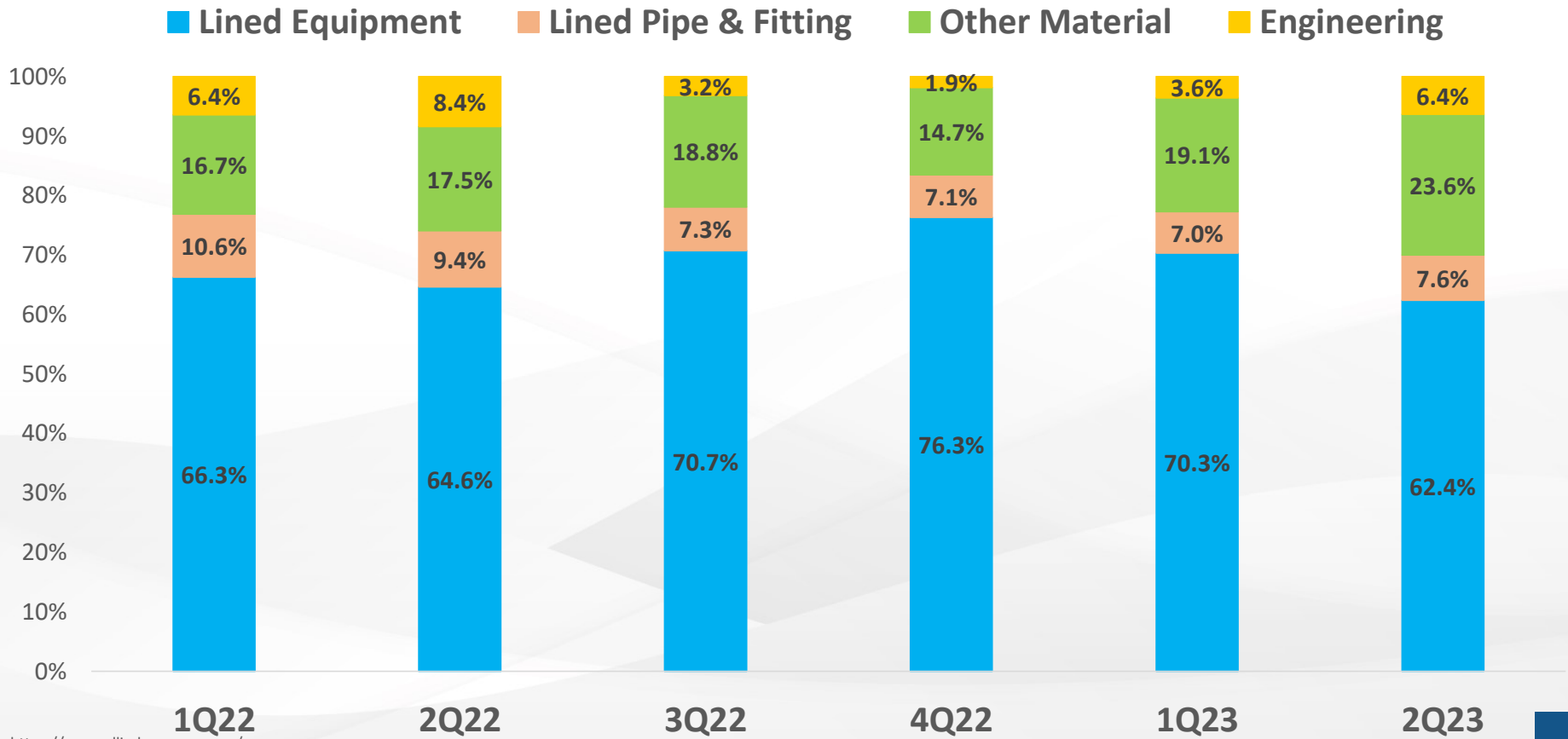
htt

2023 Sales revenue % by Industries (産業別)



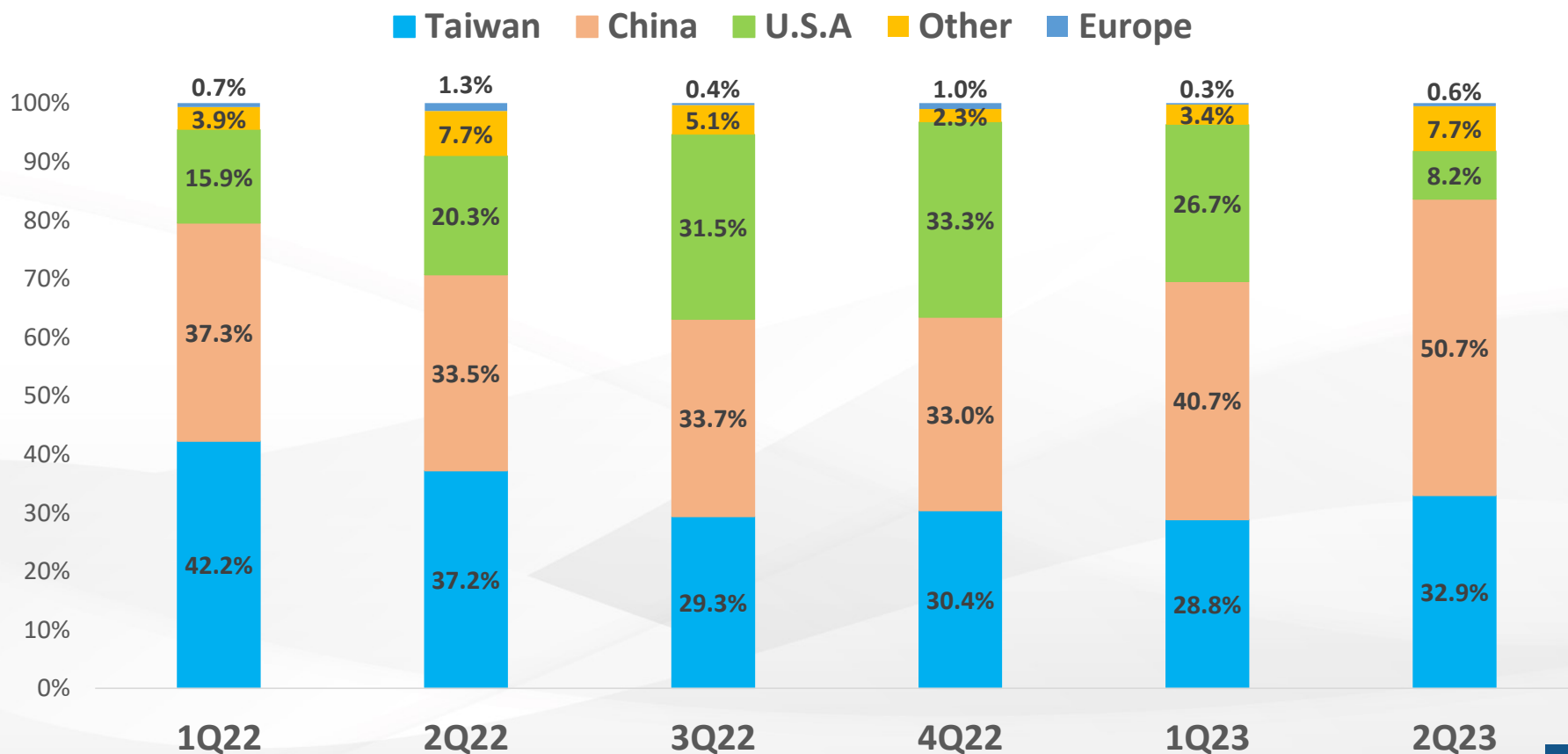
<https://www.alliedsupreme.com/>

2023 Sales revenue % by Products (產品別)



<https://www.alliedsupreme.com/>

2023 Sales revenue % by Customer's Location (地區別)



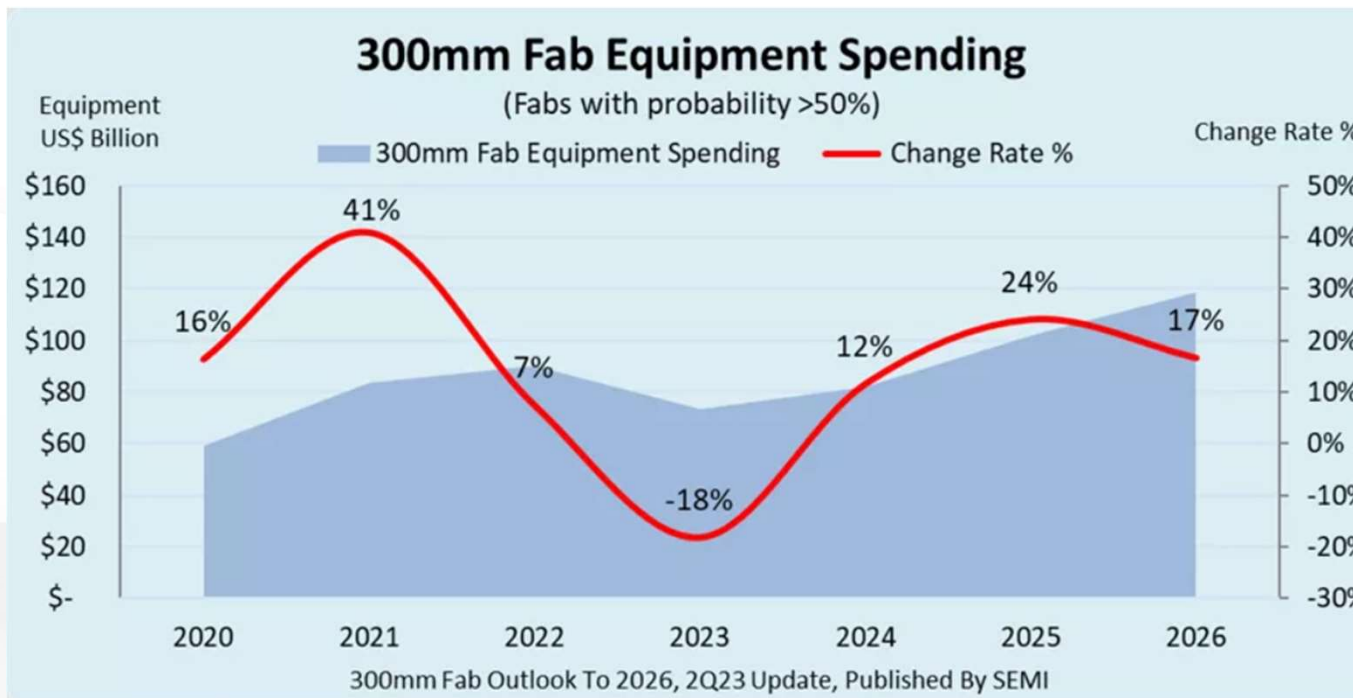
<https://www.alliedsupreme.com/>

02

營運展望



GLOBAL 300MM FAB EQUIPMENT SPENDING FORECAST TO REACH RECORD \$119 BILLION IN 2026, SEMI REPORTS



Regional Growth

- Korea is expected to lead global 300mm fab equipment spending in 2026 with US\$30.2 billion in investments, nearly doubling from US\$15.7 billion in 2023.
- Taiwan is forecast to invest US\$23.8 billion in 2026, up from US\$22.4 billion this year.
- China is projected to log US\$16.1 billion in spending in 2026, an increase from US\$14.9 billion in 2023.
- Americas equipment spending is expected to nearly double from US\$9.6 billion this year to US\$18.8 billion in 2026.

<https://semi.org/en/news-media-press-releases/semi-press-releases/global-300mm-fab-equipment-spending-forecast-to-reach-record-%24119-billion-in-2026-semi-reports>

<https://www.alliedsupreme.com/>



03

Q & A



Thank you

TEFPASS@alliedsupreme.com

<https://www.alliedsupreme.com/>